

Ceramic Bandpass Filter 50Ω

ZBA-34C-1930BW3B



■ Features

- ROHS Compliant
- High power rating
- High rejection

■ Electrical Specifications

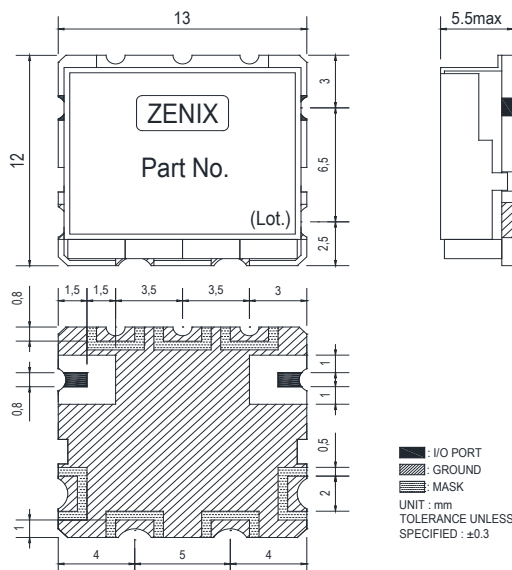
Parameter	Frequency (MHz)	Min.	Typ.	Max.	Unit
Center frequency	1930	-	1930	-	MHz
Bandwidth	3	1928.5	-	1931.5	MHz
Insertion Loss	1928.5 ~ 1931.5	-	7.0	7.5	dB
Ripple		-	0.2	0.5	dB
Return Loss		15.0	17.0	-	dB
Attenuation	1790	60.0	70.0	-	dB
	1900	35.0	42.0	-	dB
	1960	30.0	35.0	-	dB
	3130	50.0	55.0	-	dB
	-	-	-	-	-

■ Maximum Ratings

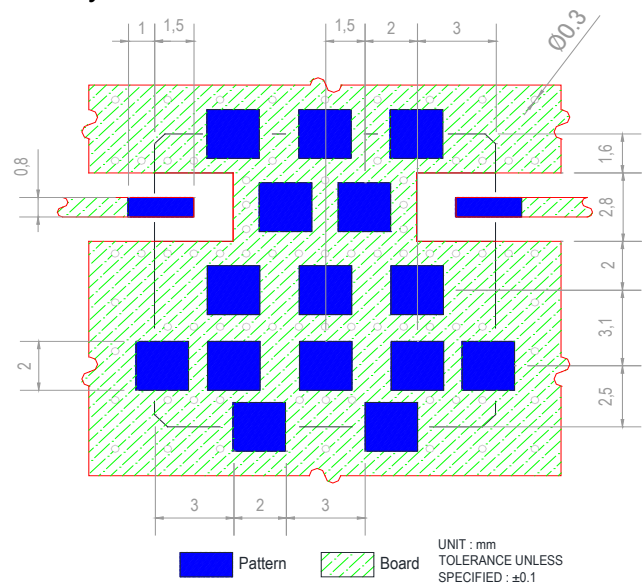
Input Power Handling	3Watt max.
Operating Temperature	-30°C to 70°C
Storage Temperature	-40°C to 95°C

• Permanent damage may occur if any of these limits are exceeded.

■ Dimension



■ PCB Layout



For product information and a complete list of distributors, please go to our website

address : (Heungdeok IT Valley Tower-2111) 13, Heungdeok 1-ro, Giheung-gu, Yongin-si, Gyeonggi-do, Republic of Korea 16954

Tel : +82-31-8025-7100

Fax : +82-31-8025-7200

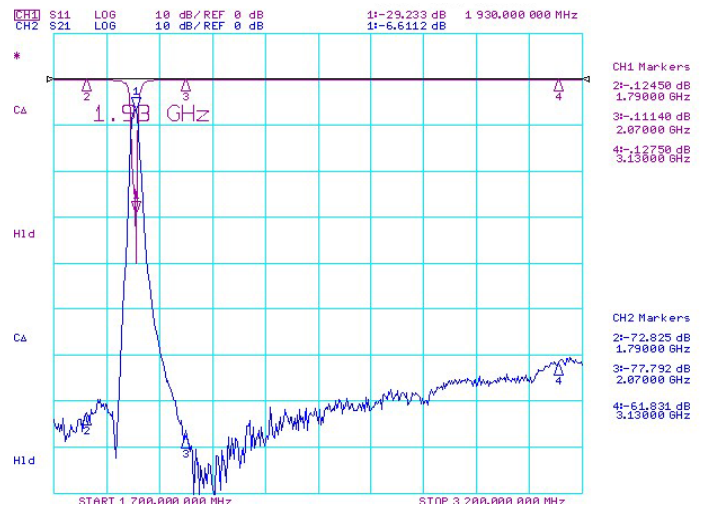
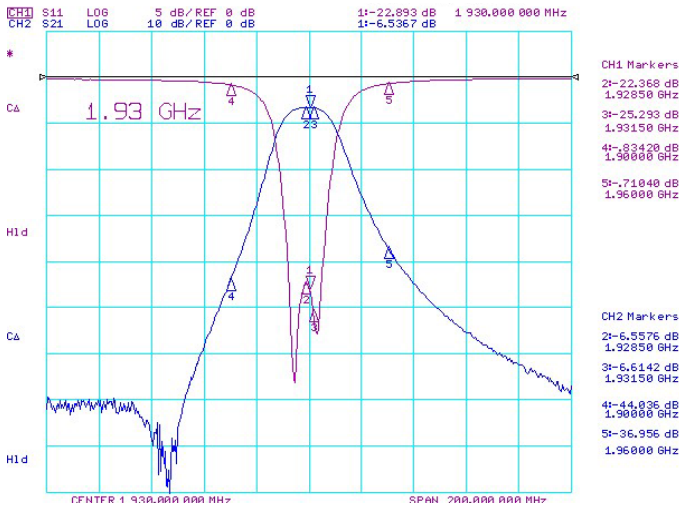
www.zenix08.com

Ceramic Bandpass Filter 50Ω

ZBA-34C-1930BW3B

Typical Performance Data at 25°C

- Insertion Loss, Ripple, Return Loss, Attenuation



For product information and a complete list of distributors, please go to our website

address : (Heungdeok IT Valley Tower-2111) 13, Heungdeok 1-ro, Giheung-gu, Yongin-si, Gyeonggi-do, Republic of Korea 16954

Tel : +82-31-8025-7100

Fax : +82-31-8025-7200

www.zenix08.com